

# Smart Wire-Free Security Camera

**2K**  
QHD

**Tapo C425 KIT**

**TC85 KIT**



Continuous Solar Charging

Free Person/Pet/  
Vehicle Detection

Color Night  
Vision

Customizable Sound  
and Light Alarm



works with 

 works with  
Google Home

## // Highlights

### Continuous Solar Power with Flexible Installation

Our solar panel's innovative design allows for versatile setup options. Combine into one sleek unit for a neater appearance, or connect via a 4-meter cable to maximize sun exposure.



## // Highlight

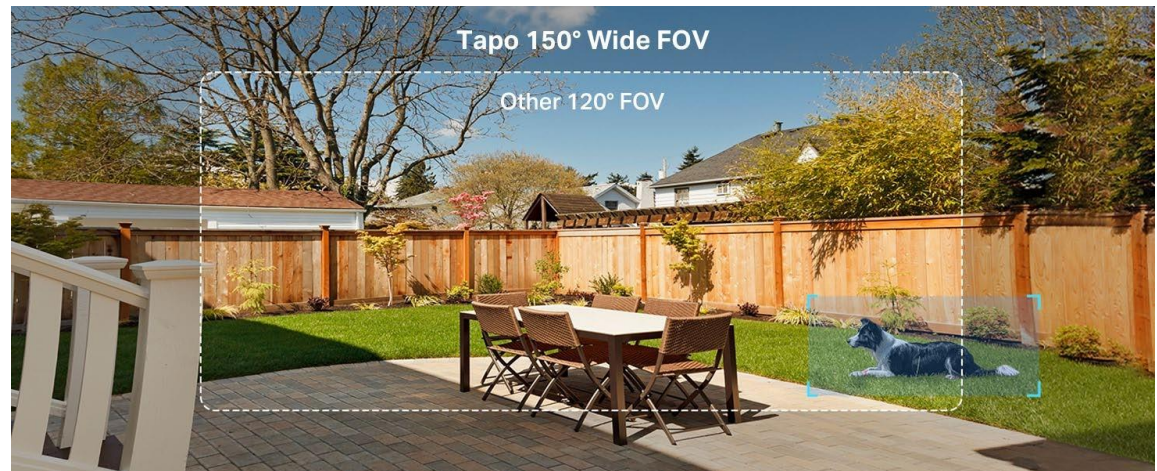
### 2K QHD Crystal Clear View

Now with  $1.7 \times$  more pixels than 1080p, providing clearer videos and more crisp photos.



### See Wider, See More Details

Enhances your security by revealing brighter, color images and vivid details with built-in spotlights even at night.





## // Highlight


### Full-Color View, Day and Night

Enhances your security by revealing brighter, full-color images and vivid details even in low-light conditions with built-in spotlights and the starlight sensor.



### Free AI detection for More Relevant Alerts

Provides free AI functions to accurately identify people, pets, and vehicles, reducing false alerts and unnecessary notifications.



## // Features



### High-Efficiency Solar Charging

Just 45 minutes\*\* of sunlight daily powers Tapo C425 all day. Its battery lasts up to 300 days.\*\*\*



### 2K QHD Live View

Now with 1.7× more pixels than 1080p, providing clearer videos and more crisp photos.\*\*\*\*



### Local<sup>§</sup> and Cloud<sup>△</sup> Storage

Save recorded video on a microSD card (up to 512 GB).<sup>§</sup> No subscription required.



### 150° Super-Wide FOV

Expands your surveillance coverage, ensuring more security for vital areas.



### Color Night Vision

Enhances your security by revealing vivid colors with built-in spotlights and starlight sensor.



### Customizable Sound and Light Alarm

Record your own audio as an alarm and adjust the brightness of dual spotlights for your customized use.



### Free Person/Pet/Vehicle Detection

Smart AI identifies people, pets, and vehicles, reducing false alerts and unnecessary notifications, which also extends battery life.



### Activity Zones

Customize detection zones for focused alerts that matter.



### IP66 Weatherproof\*

Performs well even in harsh environments with rain and dust, ideal for outdoor scenarios.

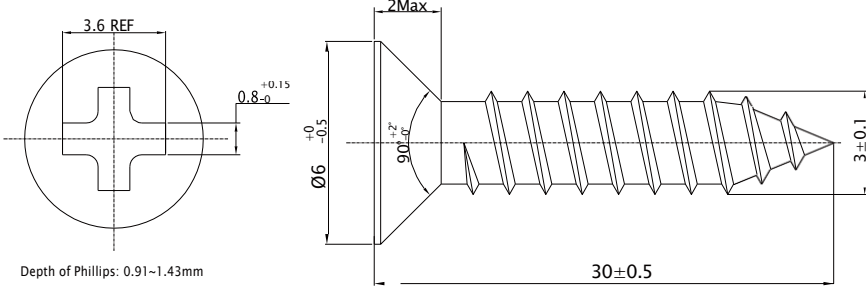
## // Specifications

<b>Camera</b>	Image Sensor	1/3" Progressive Scan CMOS Starlight Sensor
	Lens	Focal Length: 2.1 mm Aperture: F2.1 Field of View: 150° (Diagonal), 134° (Horizontal), 77° (Vertical)
	Night Vision	850 nm IR LED (49 ft / 15 m) Color Night Vision
	Day/Night Switch	IR Mode / Full-Color Mode
	Lighting	2× Spotlights (4× Built-in LEDs)
	Interface & Button	1× POWER Button 1× RESET Button 1× Micro-B USB Port 1× microSD Card Slot (Up to 512 GB)
<b>Solar Panel</b>	Connection Capacity	A solar panel can only connect to one camera.
	Output Port	Type-C <small>*A Type-C to Micro USB adapter (Included) is required for connecting to the camera</small>
<b>Video &amp; Audio</b>	Maximum Resolution	2K QHD 4MP (2560 × 1440 px)
	Frame Rate	15/20/(25/30)fps*
	Video Compression	H.264
	Live View	Yes
	Image Enhancement	3D DNR WDR

<b>Video &amp; Audio</b>	Audio Input & Output	Built-in Microphone and Speaker
	Audio Communication	Two-Way Audio with Noise Cancellation
	Siren Volume	94 dB (Level measured at 4-inch/10-cm distance)
<b>Storage</b>	Local Storage	microSD Card Slot on Camera (Up to 512 GB)
	Cloud Storage	Tapo Care Cloud Storage Services (Subscription required)
<b>Detection &amp; Notification</b>	Sensor	Single Motion Sensor (FOV: 130° horizontal) Single Ambient Light Sensors
	Detection	Motion Detection Person Detection Pet Detection Vehicle Detection
	Activity Zones	Yes
	Output Notification	System Notification System Notification with Snapshot (Tapo Care Services) System Notification with Clips (Tapo Care Services)
<b>Network</b>	Network Connectivity	Connect via Wi-Fi
	Wireless Connectivity	IEEE 802.11b/g/n, 2.4 GHz Wi-Fi
	Transmission Rate	11b: 11 Mbps 11g: 54 Mbps 11n: 72.2 Mbps
	Protocol	TCP/IP, ICMP, DNS, HTTPS, TCP, UDP

<b>Security</b>	Security	128-bit AES Encryption with SSL/TLS WPA/WPA2-PSK
	Power Source	Built-in Rechargeable Lithium-ion Battery Solar Panel: Tapo A201 Optional Solar Panel: Tapo A200 (Sold separately)
<b>Power</b>	Solar Panel Max Charging Voltage	5.2 V
	Solar Panel Max Charging Power	2.5 W†
	Camera Adapter Input	100-240 V, 50/60 Hz
	Camera Adapter Output	5.0 V, 2.0 A
	Power Cord Length	USB Adapter Cable Length: 0.5 m (19.68 in.)
	Camera Typical Power Consumption	1.19 W
	Camera Maximum Power Consumption	2.09 W
	Certifications	CE, FCC, RoHS, RCM, IP66
<b>General</b>	Smart Integration	Google Assistant, Amazon Alexa
	Weather Resistance	IP66 for Camera, IP65 for Solar Panel
	System Requirements	Tapo App: iOS 11.0 or higher, Android 5.0 or higher
	Mounting Options	Ceiling-Mounted Wall-Mounted

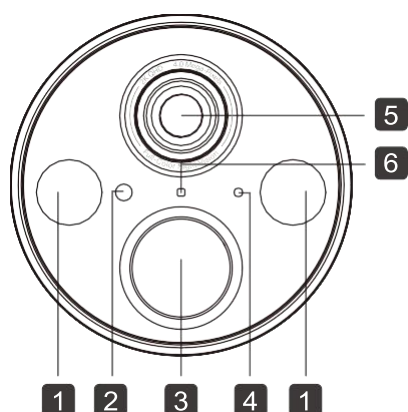


General	Operating Temperature	-20°C ~ 45°C (-4 °F ~ 113 °F) <sup>†</sup>
	Storage Temperature	-40°C ~ 60°C (-40 °F ~ 140 °F)
	Operating Humidity	10%~90% RH, Non-condensing
	Storage Humidity	5%~90% RH, Non-condensing
	Charging Temperature	0°C ~ 45°C (32 °F ~ 113 °F)
	Screw Size	
	Dimensions	Camera Dimensions: 4.57 × 2.55 × 2.55 in. (116.2 × 64.8 × 64.8 mm) Solar Panel Dimensions: 173.42 × 120.42 × 15.7 mm (6.83 × 4.74 × 0.62 in)
	Weight	Camera Weight: 335 g / 11.82 oz Solar Panel Weight: 140 g / 4.9 oz

<b>General</b>	Package Contents	Tapo Camera × 1 Tapo A201 Solar Panel × 1 Camera Bracket × 1 Extension Wire × 1 Decorative Cover Plate × 1 Mounting Template × 1 Type-C to Micro USB Adapter × 1 Mounting Anchors × 6 Mounting Screws × 6 Waterproof Seals × 2 Battery Charger Cable × 1 Cable Tie × 1 Screw Caps × 2 Quick Start Guide
----------------	------------------	--

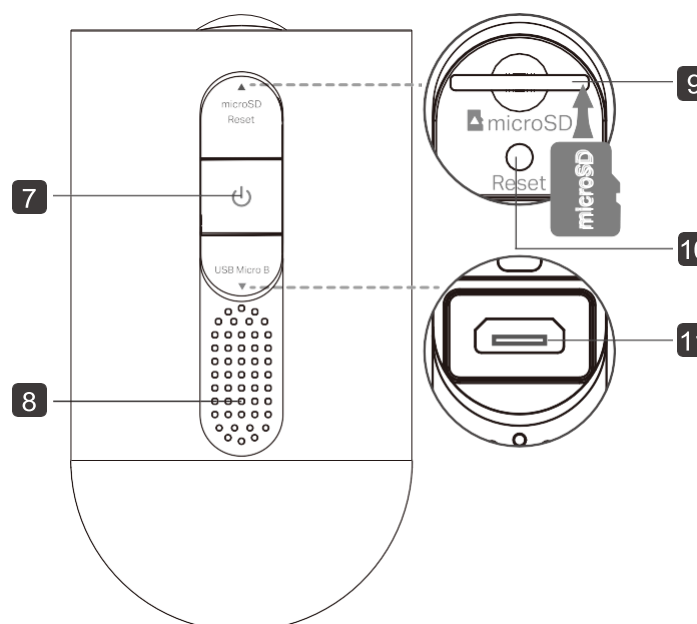
## // Appearance


Front



- |                        |                     |
|------------------------|---------------------|
| <b>1</b> Spotlights    | <b>4</b> Microphone |
| <b>2</b> Light Sensor  | <b>5</b> Lens       |
| <b>3</b> Motion Sensor | <b>6</b> Status LED |

Side



- 7** Power Button   
Press and hold for about 3 seconds to turn on/off the camera.
- 8** Speaker
- 9** microSD Card Slot  
Open the cover. Insert a microSD card\* and initialize it on the Tapo app for local recording.  
\*microSD card not included.
- 10** Reset Button  
Open the cover. Use a pin to press and hold for at least 5 seconds to reset the camera to factory default settings.
- 11** USB Micro B Charging Port  
Open the cover for USB charging.

§microSD card purchased separately. Actual storage capacity depends on the size of the microSD card used.

△Subscribe for cloud storage at <https://www.tapo.com/tapocare/>

\*IP66 weatherproof only applies for Tapo C425 camera.

\*\*45 min of sunlight time is based on standard environmental conditions (1000W/m<sup>2</sup>, 25°C, AM1.5) and specified working scenes (up to 100 events triggered per day). Actual required time of sunlight may vary.

\*\*\*300-day battery life is based on Tapo laboratory tests with 230s of use per day. Increased usage of 360s per day reduces battery life to 180 days. The time of use includes recording and watching live views. Actual battery life may vary due to device settings, usage, router specifications, and environmental factors.

\*\*\*\*Compatible with Alexa and Google Assistant supported displays. User experience is dependent on the connected device's specifications.

†Actual charging power may vary based on installation location, weather conditions, temperature, and other environmental factors.

‡The suitable temperature for Solar Panel is -20°C~45°C. The working temperature range for battery charging should be maintained at 0°C~45°C.

For more information, please visit <https://www.tapo.com/>

All brands and product names are trademarks or registered trademarks of their respective holders. Specifications are subject to change without notice.